

在以下网址注册您的产品并获得支持
www.philips.com/welcome

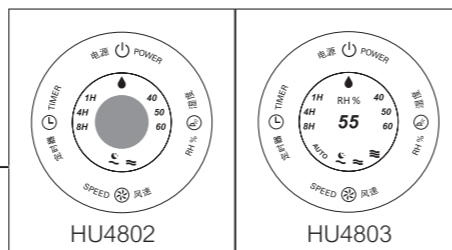
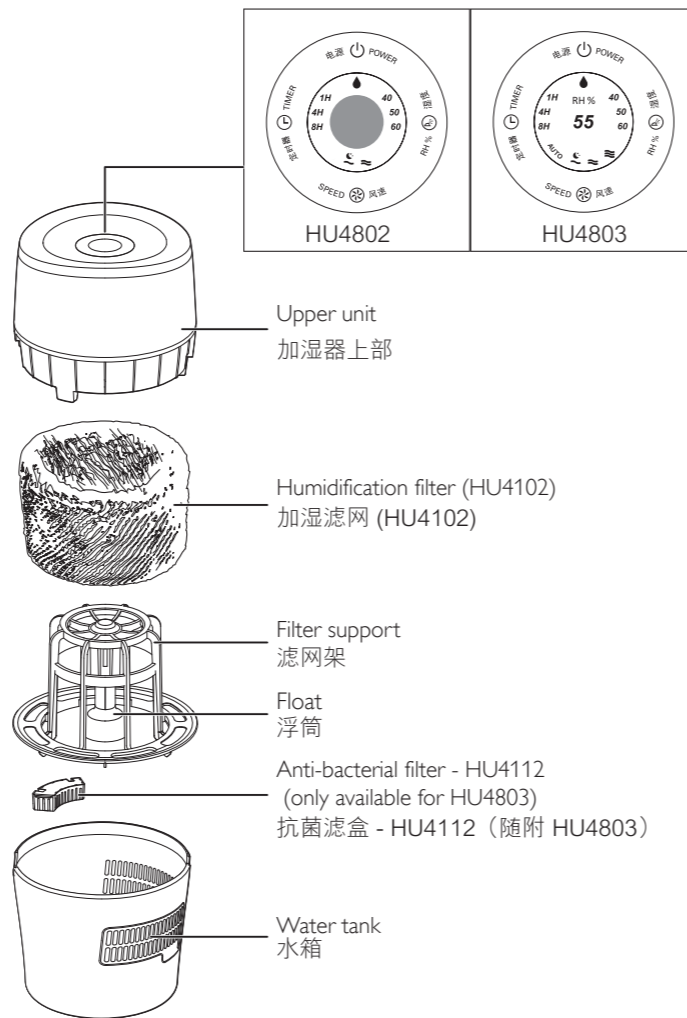
HU4802
HU4803



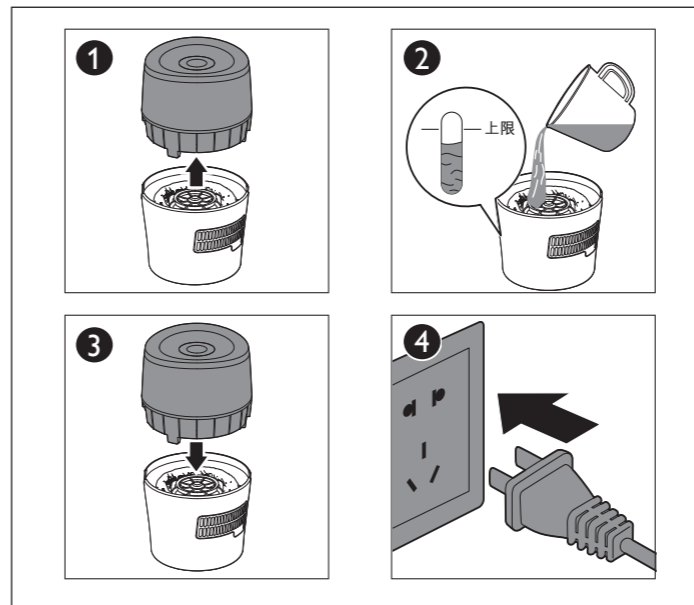
Quick start guide

快速入门指南

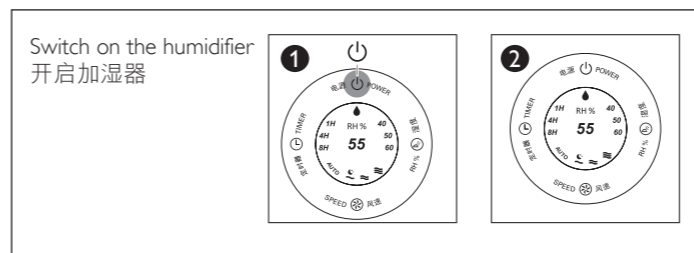
PHILIPS



First use | 首次使用

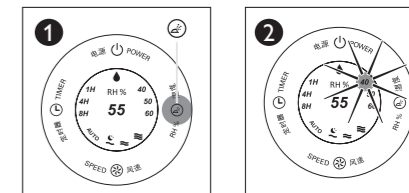


Use the appliance | 使用本产品

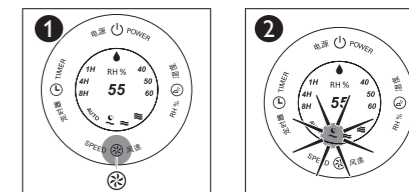


Use the appliance | 使用本产品

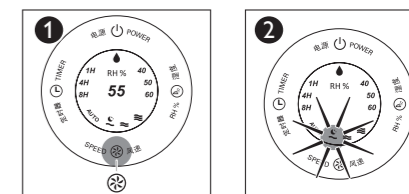
Set the humidity level
设置湿度



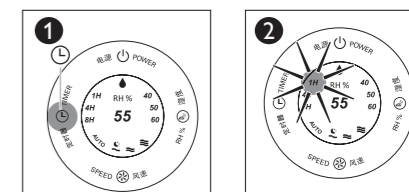
Set the fan speed
设置风速



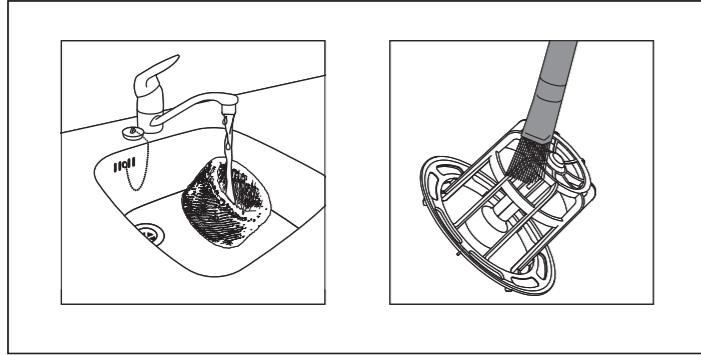
Set the sleep mode
设置睡眠模式



Set the timer
设置定时器



Weekly cleaning | 每周清洁



Descal the humidifying filter
为加湿滤网除垢

1

2

3

4
Water : Vinegar 水 : 白醋
1 : 1 1 : 1
1 Hour 1 小时

5

6

Descal the filter every two weeks.
每两周为滤网除垢一次。

Do not squeeze or wring the filter.
不要揉搓滤网。

Replace the humidifying filter and anti-bacteria filter
更换加湿滤网及抗菌滤盒

1

2

3

4

5

6

7

8

9

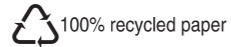
10

Replace the humidifying filter every three months and the anti-bacteria filter every year.
每三个月更换一次加湿滤网，每年更换一次抗菌滤盒。



Specifications are subject to change without notice
©2012 Koninklijke Philips Electronics N.V.
All rights reserved.

HU4802_HU4803_QSG_V2.0_120821



4241 210 03861