

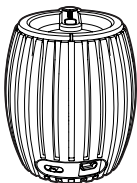
Register your product and get support at
www.philips.com/support

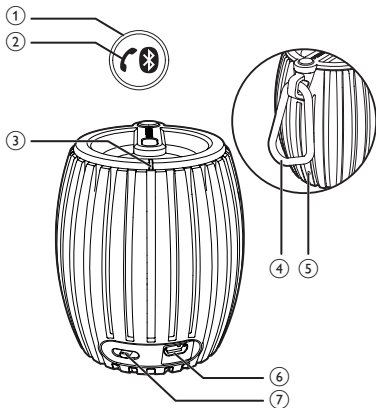
SBT30

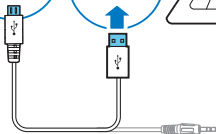



User manual

PHILIPS

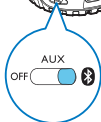


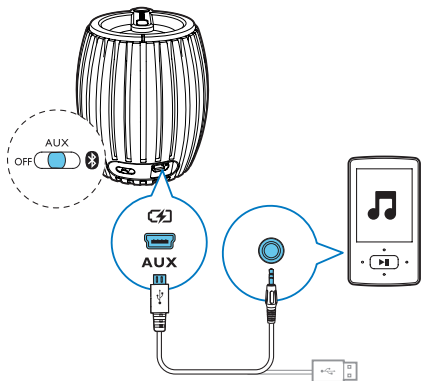


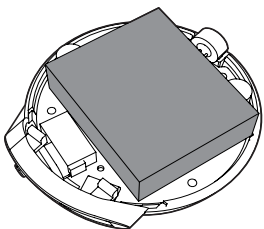




(((BEEP)))







1 Important

Safety

Important Safety Instructions

- Heed all warnings.
- Follow all instructions.
- Do not use this apparatus near water.
- Do not block any ventilation openings. Install in accordance with the manufacturer's instructions.
- Do not install near any heat sources such as radiators, heat registers, stoves, or other devices (including amplifiers) that produce heat.
- Only use attachments/accessories specified by the manufacturer.
- Refer all servicing to qualified service personnel. Servicing is required when the device has been damaged in any way, such as power-supply cord or plug is damaged, liquid has been spilled or objects have fallen into the device, the device has been exposed to rain or moisture, does not operate normally, or has been dropped.
- Devices shall not be exposed to dripping or splashing.
- Do not place any sources of danger on the device (e.g. liquid filled objects, lighted candles).



Warning

- Never remove the casing of this apparatus.
- Never lubricate any part of this apparatus.
- Never place this apparatus on other electrical equipment.

Notice

Any changes or modifications made to this device that are not expressly approved by WOOX Innovations may void the user's authority to operate the equipment.



Hereby, WOOX Innovations declares that this product is in compliance with the essential requirements and other relevant provisions of Directive 1999/5/EC. You can find the Declaration of Conformity on www.philips.com/support.

Disposal of your old product

Your product is designed and manufactured with high quality materials and components, which can be recycled and reused.



When this crossed-out wheeled bin symbol is attached to a product it means that the product is covered by the European Directive 2002/96/EC.




Please inform yourself about the local separate collection system for electrical and electronic products.

Please act according to your local rules and do not dispose of your old products with your normal household waste. Correct disposal of your old product helps to prevent potential negative consequences for the environment and human health.

Your product contains batteries covered by the European Directive 2006/66/EC, which cannot be disposed with normal household waste. Please inform yourself about the local rules on separate collection of batteries because correct disposal helps to prevent negative consequences for the environmental and human health.



Always bring your product to a professional to remove the built-in battery. 

Environmental information

All unnecessary packaging has been omitted. We have tried to make the packaging easy to separate into three materials: cardboard (box), polystyrene foam (buffer) and polyethylene (bags, protective foam sheet.)

Your system consists of materials which can be recycled and reused if disassembled by a specialized company. Please observe the local regulations regarding the disposal of packaging materials, exhausted batteries and old equipment.



Note

- The type plate is located on the bottom of the apparatus.

2 Your Bluetooth Speaker

Congratulations on your purchase, and welcome to Philips! To fully benefit from the support that Philips offers, register your product at www.philips.com/support.

Introduction

With this speaker, you can enjoy audio from the compatible Bluetooth device or your PC/ Mac.

3 Get started

Always follow the instructions in this chapter in sequence. If you contact Philips, you will be asked for the model and serial number of this apparatus. The model number and serial number are on the bottom of the apparatus. Write the numbers here:

Model No. _____

Serial No. _____

Power supply

The speaker can operate on built-in rechargeable battery.

To recharge the built-in battery:

Connect micro USB socket(⑥) with PC through supplied USB cable.

↳ The power indicator(③) turns on.

- The power indicator turns off when it's fully charged.

The carabiner

The carabiner(④) is used for easy carrying or hanging, not for climbing support or fall protection.


4 Play

Play from a Bluetooth device



Note

- The effective operation range between the speaker and your Bluetooth device is approximately 10 meters (30 feet).

- 1 Slide (⑦) towards  to select Bluetooth audio source.
↳ The Bluetooth indicator(①) flashes.(Blue)
- 2 Activate the Bluetooth function in your Bluetooth device.
- 3 Select "PHILIPS SBT30" on your Bluetooth device for pairing.
↳ The speaker beeps twice and the Bluetooth indicator(①) stays steadily on.(Blue)
 - For some devices, you may need to input "0000" as pairing password.
- 4 Start music play on your Bluetooth device.

When there is an incoming call:

- Press Bluetooth button(②) to pick up the call.
- Press Bluetooth button(②) again to hang up the call.



Tip

- You can speak to the MIC(⑤) to get the best speakerphone performance.

Play from an external device

- 1 Slide (⑦) towards **AUX** to select Aux-in audio source.
↳ The power indicator(③) turns white.
- 2 Connect your speaker with an external device through the supplied USB cable.
- 3 Start music play on your device.

5 Product information



Note

- Product information is subject to change without prior notice.

Specifications

Amplifier

Rated Output Power	2W RMS
Signal to Noise Ratio	>70dB
Aux-in Link	600 mV RMS, 10 kohm

Bluetooth

Bluetooth specification	V2.1+EDR
Supported Profiles	HFPv1.6, A2DPv1.2, HSPv1.2
Advanced features	Echo and noise cancellations
Range	10 m/33 feet line of sight

General information

DC power input	USB: 5V, 500mA;
Built-in Li-Polymer battery	3.7V 500mAH
Battery working time	>8 hours
Dimensions-Main Unit (diameter x height)	D68mm * H81mm
Weight- Main Unit	0.14 kg

6 Troubleshooting



Warning

- Never remove the casing of this apparatus.

To keep the warranty valid, never try to repair the system yourself. If you encounter problems when using this apparatus, check the following points before requesting service. If the problem remains unsolved, go to the Philips web site (www.philips.com/support). When you contact Philips, ensure that the apparatus is nearby and the model number and serial number are available.

No power

- Recharge your speaker.

No sound

- Adjust volume on your mobile phone or PC/Mac.
- Make sure that your Bluetooth mobile phone is within the effective operation range.
- Check if you have selected the correct audio source.

No response from the speaker

- Restart the speaker.



2014 © WOOX Innovations Limited. All rights reserved.
Philips and the Philips' Shield Emblem are registered
trademarks of Koninklijke Philips N.V. and are used
by WOOX Innovations Limited under license from
Koninklijke Philips N.V.

SBT30_00_UM_V3.0

